

ST. MICHAEL'S SCHOOL, MURI

CLASS-V

SUB-So.St.

Chapter-1 The Globe

A. Answer the following questions :

1) How many latitudes are there on a globe?

Ans.) There are 180° latitudes on a globe.

2) What is a globe?

Ans.) A globe is a ball-shaped object with a map of the world on it.

3) What is the shape of the Earth?

Ans.) The shape of the Earth is spherical.

4) Which longitude passes through Greenwich?

Ans.) 0° longitude passes through Greenwich.

5) What is Prime Meridian?

Ans.) The Meridian passing through Greenwich is marked as 0°. This is called Prime Meridian.

B. Fill in the blanks :

1) Parallels run from east to west.

2) Meridian runs from north to south.

3) There are 180° Meridians east of the Prime Meridian.

4) The Tropic of Cancer is in the northern hemisphere.

5) The Prime Meridian passes through Greenwich.

C. Define the following terms :

1) Globe 2) Oceans 3) Earth 4) Equator 5) Map 6) Earth

Home Assessment

1) Write all the exercise in a copy and learn it of Chapter-1.

2) Write five lines about 'Globe'.

3) Write ten lines about any season.

4) Collect the pictures of any four season and paste it in your copy.

Chapter-2 Maps

A. Answer the following questions :

1) What is a map?

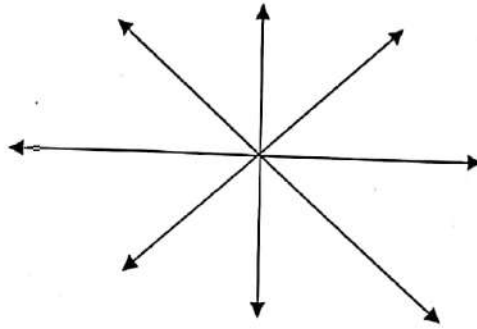
Ans.) A map is a drawing of the whole or a part of the Earth's surface on a flat surface.

2) What is meant by the language of a map?

Ans.) A number of signs, symbols and colors are used for showing different things on a map. This is the language of a map.

3) What do you mean by a sketch?
Ans.) A map without a scale is called sketch.


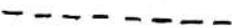


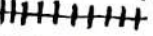



B. Write the directions :



C. Define the terms :

- 1) Map 2) Atlas 3) Natural Resources 4) Cartographer 5) Cartography

D. Signs and symbols used in map :

- 1) State Boundary - 
2) Sea Route - 
3) Capital of a country - 
4) Bridge - 
5) Railway - 
6) Dam - 
7) Metalled Road - 
8) Well - 

Home Assessment

- 1) Write all the exercise in the copy and learn it of Chapter-2.
- 2) Draw the directions and also the signs and symbols in your copy.
- 3) Collect the pictures of famous leaders and paste it in your copy. (Any Five pictures).
